



Oakville Horticultural Society Newsletter April 2016

Speaker's Corner



My gardening career began at an early age in my English Grandmother's garden where I'd occasionally help out with weeding & digging. I must have "caught the bug" then, because I've been interested in plants and gardens ever since. Lynn Pashleigh, my Father and I started Gardenimport, a mail order nursery in 1983 because we couldn't find the quality or selection of plants we wanted for our gardens. The business was closed in December 2014 after 32 years of business.

Dugald Cameron was on the board of directors at the Toronto Botanical Garden from 1996 to 2009. He speaks on many subjects to many Horticultural Societies in Southern Ontario. He is an occasional sit in for Ed Lawrence on CBC's Ontario Today. He was the first president of the Greater Toronto Bulb Society. He is a member of numerous horticultural societies (Toronto Botanical Garden, Ontario Rock Garden and Hardy Plant Society, International Clematis Society, International Bulb Society, Pacific Bulb Society). His current gardening passions are tuberous Begonias & Clematis, Daffodils, Eremurus and Tulips.

He speaks on many subjects to many Horticultural Societies in Southern Ontario and he will be speaking to us on the subject of Summer Flowering Bulbs - flower, foliage and fragrance all summer long.

Mailing Address:

Oakville Horticultural Society
Box 69605, 109 Thomas Street
Oakville, ON L6J 7R4

General Information:

info.ohs@oakvillehort.org

Co-Presidents:

Marie Decker and Catherine Kavassalis
president.ohs@oakvillehort.org

Secretary:

Heather Reccord
secretary.ohs@oakvillehort.org

Treasurer:

Larry Urbanoski
treasurer@oakvillehort.org

Membership:

Cathy Ryan
membership@oakvillehort.org

Newsletter:

Myroslawa Lukiwsky
editor.ohs@oakvillehort.org

Webmaster:

Wade Pitman
info.ohs@oakvillehort.org

Plant Sale:

Veronica Heiderich
plantsale.ohs@oakvillehort.org

Garden Tour:

Paula Clayton
gardentour.ohs@oakvillehort.org

Junior Garden:

Linda Tock
juniors.ohs@oakvillehort.org

Website:

<http://www.oakvillehort.org>

Next Meeting: April 11, 2016 Location Change:

Joshua Creek Heritage Art Centre

1086 Burnhamthorpe Road East, 1 km East of Trafalgar on the South side.

April Flower Show Clerks: Valerie Westwood, Jean Latham

President's Remarks, April 2016

Is it finally time to usher in spring? Have we seen the last of the ice and snow?

I'm depending on it.

At Canada Blooms this year we were titillated by several new plant introductions; some of which I am looking forward to adding to my garden.

The flower of the Canada Blooms show this year was a new hybrid Gerbera developed at Landscape Ontario in Milton. Up 'til now the Gerbera has been an iffy annual to place in our summer gardens but the new "Garvinea Sweet " series is a different story. This new Gerbera comes in vibrant colours, blooms more prolifically and lasts all summer instead of fizzling out as the old varieties tended to do.



Next on my list are two new roses. The first a hardy Canadian rose from the Artist Series named "Oscar Peterson" after our renowned Canadian jazz musician. What could be more appropriate?

This rose has 10 cm, semi-double pure white flowers with yellow centres. The second is a gorgeous peach floribunda "Koko Loko". It looks like a hybrid tea but is in fact, a tough,

thick-petaled, many-flowering floribunda.



We have all fallen in love with the gorgeous colors and varieties of Coral Bells. They are becoming a foliage staple in many gardens. The newest introduction is "Sunrise", boasting bright orange foliage that will shine in your garden.

Finally, the timeless classic, one of the longest-living perennials: the peony. This new introduction, "Sea Shell" is a tall graceful plant that rarely needs staking. It maintains its rich green foliage


all season long. If these striking plants are not enough to get you all revved up for spring plan ting, get involved in our 2016 plant sale. We can use your help on May 21 at Munn's United Church. Just let any of the executive know that you would like to help. If you are volunteering, wear your green OHS tee shirt. Then there is the garden tour on June 26. Bring several of your friends along for the tour: they will not be disappointed. Finally, come early to the April 11 meeting at Joshua Creek Heritage Art Centre so you have time to wander around the grounds and enjoy the flower beds and water features. See you there! Marie





On Friday, March 25th, our Society helped to brighten the morning of residents at Sunrise of Oakville. Celia Roberts demonstrated how to create a bouquet in a teacup. Then volunteers assisted participants as they created their own special arrangement. They were delighted to be able to keep their creations. Thank you to Mary Cameron, Marie Decker, Pat Hooper, Cathy Kavassalis

and Elizabeth Schleicher for their assistance and a special thanks to John Raynor for his generous support of this event. We hope to do additional therapeutic workshops in the future as it so clearly contributed to the wellbeing of participants.



The most noteworthy thing about gardeners is that they are always optimistic, always enterprising, and never satisfied. They always look forward to doing something better than they have ever done before. - Vita Sackville-West, 1892 - 1962



ALL HANDS ARE NEEDED

PLANT SALE: May 21 - 8:30-11:30 AM

LOCATION: Munn's United Church at HWY 5 at Dundas St. E.



Our plant sale is our main fundraising event. It helps us to cover the costs of running our society and to do good work in our community. With your help our plant sale can make a big difference. But it's a big job so all hands are needed.


What can **YOU** do?

Help us advertise. Tell your friends and neighbours. Give out bookmarks. Put up posters. Put up a sign in your yard or neighbourhood. We will tell you where and when you can get these at our April meeting or contact Cathy – c.kavassalis@gmail.com.

Donate Plants. If you have a garden, spring is a good time to dig and divide plants. This can help your perennials to flourish. For instructions, visit Better Homes and Gardens [Dividing Perennials](#), or come to the April meeting for a demonstration. Your finished potted plant should be attractive. **Put lots of value and love into your pots and make your plants look AMAZING – good enough that you would want to pay \$8 or more for them!**

Ideally, potting should be done by May 9th to give plants a chance to recover and look their best for our sale on the 21st. Use a wooden stick, a permanent marker (no paper please) jot down the plants name, it's colour or if it grows in sun or shade. Deliver your **labelled** potted plants to the Plant Depots by May 15th.

North	Marie & Bob Decker 1285 Gloaming Court 905-844-1837
South East	Sonja Tessari & Stuart Gough 1311 Avon Cres. 905-845-9474
South West	David Marshall 2039 Rebecca St. 905-827-2564





Oakville Horticultural Society Newsletter April 2016



Help others dig and divide. Several members and some non-members need assistance to lift and split large plants.

Give us your time on plant sale day. Ideally, we need twenty people to set up in the morning (6 A.M.); at least ten people to sell plants; six people to tally plant purchases; four people to serve as cashiers; two people to direct traffic; one person to manage the holding area; two people to help carry plants to cars; three people to drive the truck

moving plants from depots to church for plant sale day; four people to prepare and or serve refreshments to the volunteers ... You get the idea. **We need YOU! If you know any students who would like to get volunteer hours, let me know.**


Join the Plant Sale Team. We could use your ideas and talents. Our next meeting is April 25th at Town Hall. Everyone is welcome.

If you can help in anyway write your name on the clipboard the will be available at our April 11 general meeting or contact me: Cathy Kavassalis 905-849-7581 c.kavassalis@gmail.com.

Let's all work together to have FUN and make this plant sale a BIG success!

PLANTS MOST DESIRED:

Aquatic Plants, Artemesia, Astilbe, Asters, Bellflowers (non-invasive), Black Eyed Susan, Bleeding Heart, Border Pinks, Catmint, Columbine, Coral Bells, Corydalis, Cranesbill, Day Lilies, Delphinium, Ferns (all kinds), Geranium, Groundcovers, Hens & Chicks, Herbs, Hosta (any kind), Jack-in-the-Pulpit, Japanese Anemone, Japanese Spurge (Pachysandra), Iris, Lady's Mantle, Lamb's Ear, Lavender, Monks-hood, May Apple and Native plants of all kinds, Mums, Ornamental Grasses, Phlox, Primula, Purple Coneflower, Sedum Autumn Joy, Shasta Daisy, Siberian Iris, Solomon's Seal, Sweet Woodruff, Trilliums, Meadow Rue, Rhubarb, Strawberries, Yarrow, Yucca ... to name a few. Shrubs and Trees are also welcome if they can be reasonably transported. Make sure that late leafing plants like Rose of Sharon show some signs of life, otherwise they are hard to sell.



The Botanical Garden of Lucca, Lucca, Italy

The **Orto Botanico Comunale di Lucca** is a botanical garden located at Via del Giardino Botanico, 14, Lucca, Italy, and operated by the city. The garden was established in 1820 by Marie Louise, Duchess of Parma, and contains a number of mature plantings of botanical interest. Its site is roughly triangular, set within a corner of Lucca's city wall, and organized into two main sections. One contains the gardens proper with an arboretum, pond, and smaller plantings; the other contains the greenhouse, botanical school, and laboratories. The Museo Botanico "Cesare Bicchi" contains a herbarium and archive.

Lucca's Botanical Garden was created together with a **Physics Laboratory** and an **Astronomical Observatory**, both of which still exist. The earliest image of the 19th-century garden appears on the **Sinibaldi** map (1843), which shows the organisation of the so-called "formal areas", now referred to as the **Arboreto** (arboretum), the **Montagnola** (hill) and the **Laghetto** (the lake, which was not created until after 1860). Whereas the Montagnola, which today has numerous species of plant typical of Lucca's more mountainous parts, has retained its characteristic spiral layout, the Arboreto has lost the original geometrical layout of its parterre.

Today's collection has around two hundred species, including early-flowering azaleas, camellias and rhododendrons. In **1920** the **Orto Botanico** became the property of the City of Lucca, and was turned into a public garden. The garden's decorative elements include a series of large ceramic medallions illustrating milestones in the botanical garden's history, such as changes of directorship, the planting of the prized Lebanon cedar (1822) that has now grown into a



The love of gardening is a seed once sown that never dies. - Gertrude Jekyll



Oakville Horticultural Society Newsletter April 2016

Garden Tour update

Secret Gardens of Oakville 2016 is set to occur on Sunday June 26. We have almost all the volunteers we need (thanks to everyone who has signed up) but we could use a few more hosts for the afternoon. Remember, as a volunteer host, you will be issued a free ticket, and access to the gardens for a preview on Saturday June 25.

Fingers crossed for a nice spring with many early opportunities to get the gardens looking their best!

Now, our thoughts are turning to 2017, and the challenge of discovering another group of lovely gardens for the tour next spring. The organizing committee welcomes your suggestions, and your involvement in future activities.



One of our members sent me this reminder: Halton Compost Giveaway

Each year during Compost Giveaway, Halton Region offers compost to Halton residents free of charge. Residents can take up to the equivalent of 7 garbage bags of compost per household.

2016 Dates Spring –

May 9 to May 15, 2016 Monday, May 9, to Saturday, May 14, 8:00 a.m. - 4:30 p.m. Sunday, May 15, 8:00 a.m. - 12:00 p.m.

2016 Dates Fall – Saturday, September 17, 2016, 8:00 a.m. - 4:30 p.m.

Location: Halton Waste Management Site 5400 Regional Road 25, Milton [view map](#)

What should I bring?

Your own containers such as: garbage bags, yard waste bags, reusable containers, pick-up bed trailer
A shovel - residents are responsible for shovelling and bagging their own compost.

How do I use this compost in my garden?

Compost must be mixed together with topsoil or another gardening fill. For best growing results, a 60/40 split (60% topsoil and 40% compost) is recommended.

Where does this free compost come from?

The leaf and yard waste collected through the Region's [yard waste](#) collection program is taken to the [Halton Waste Management Site](#) and turned into high quality compost. A portion of that is offered back to Halton's residents. The compost at the Compost Giveaway is not from the Region's [GreenCart](#) program.

Food Drive: During the Compost Giveaway, Halton Region coordinates a food drive to support local food banks. Residents are encouraged to **make a donation of non-perishable food items or cash**. Your donations make a difference!

Did You Know?



Oakville Horticultural Society Newsletter April 2016

Calendar of Events

Saturday, April 9	Free Invasive Species Training Workshop
	Free Invasive Species Training Workshop 11am-2pm WHERE: Sheridan College – Trafalgar Campus – 1430 Trafalgar Road, Oakville – in the Sheldon Levy Building – Room J102. Visit oakvillegreen.org for more details.
Sunday, April 17	6th Annual Hosta Forum
	9:00 a.m. to 4 p.m. Location: Glencairn Golf Club. Regional Road 25, Halton Hills, ON Cost: Members - \$55.00 until March 1st - \$60.00 after March 1 st Non-Members - \$60.00 until March 1st - \$65.00 after March 1st c/o Norm Limpert, 11174 Sixth Line, Acton, ON L7J 2L7 Cheques payable: Ontario Hosta Society 905-878-3366 - normlimpy@hotmail.com To pay by credit card: Contact Glenn Wilson at 519-859-5701.
April 29-30, 2016	Horticultural Therapy Basic Training
	Horticultural Therapy Basic Training at RGB Two day Training Session Time: Friday and Saturday; 9:00 am - 4:00 pm at RGB Garden Centre Fee:\$225.00 (Refreshments & workshop materials) Location: Royal Botanical Gardens 680 Plains Rd. W., Burlington
April 29-30, 2016	District 6 Spring Workshop and Flower Show
	Saturday, April 30: 8:30 a.m. to 3:00 pm Location: East Plain United Church, 375 Plains Rd. East. Aldershot.
Saturday, April 30	Toronto Rhododendron Society
	Toronto Rhododendron Society Plant Sale Time: 10am-2pm. Location: Toronto Botanical Gardens, Garden Hall, 777 Lawrence Ave E,
Saturday, May 21	OHS Plant Sale
	OHS Plant Sale Munn's United Church (Dundas St & 6th Line)
May 9 to May 15	Halton Compost Giveaway
	Please refer to the article in the April Newsletter
May 15	Grand Opening Celebration of the David Braley and Nancy Gordon Rock Garden at the RGB.
	Family Event Tickets: \$25 (Children 3 and under are free); available online April 1st. Stay up past your bedtime and spend the night in the Land of Luna! Put on your most magical outfit and celebrate spring's return to the new David Braley and Nancy Gordon Rock Garden. A fun-filled, fairy-tale evening awaits!
Thursday, June 9	Buckthorn Removal and Native Species Restoration
	Buckthorn Removal and Native Species Restoration from Glen Oaks Trail. 9 to 1pm. Help OHS with this woodland restoration initiative. Contact Larry Urbanoski if you are available to help - info.ohs@oakvillehort.org .
Sunday, June 26	Through the Garden Gate – OHS Garden Tour
	Please refer to the article in the April Newsletter